

MODERN FARMHOUSE

A Collection of Timeless Materials

The Evolution of Modern Farmhouse

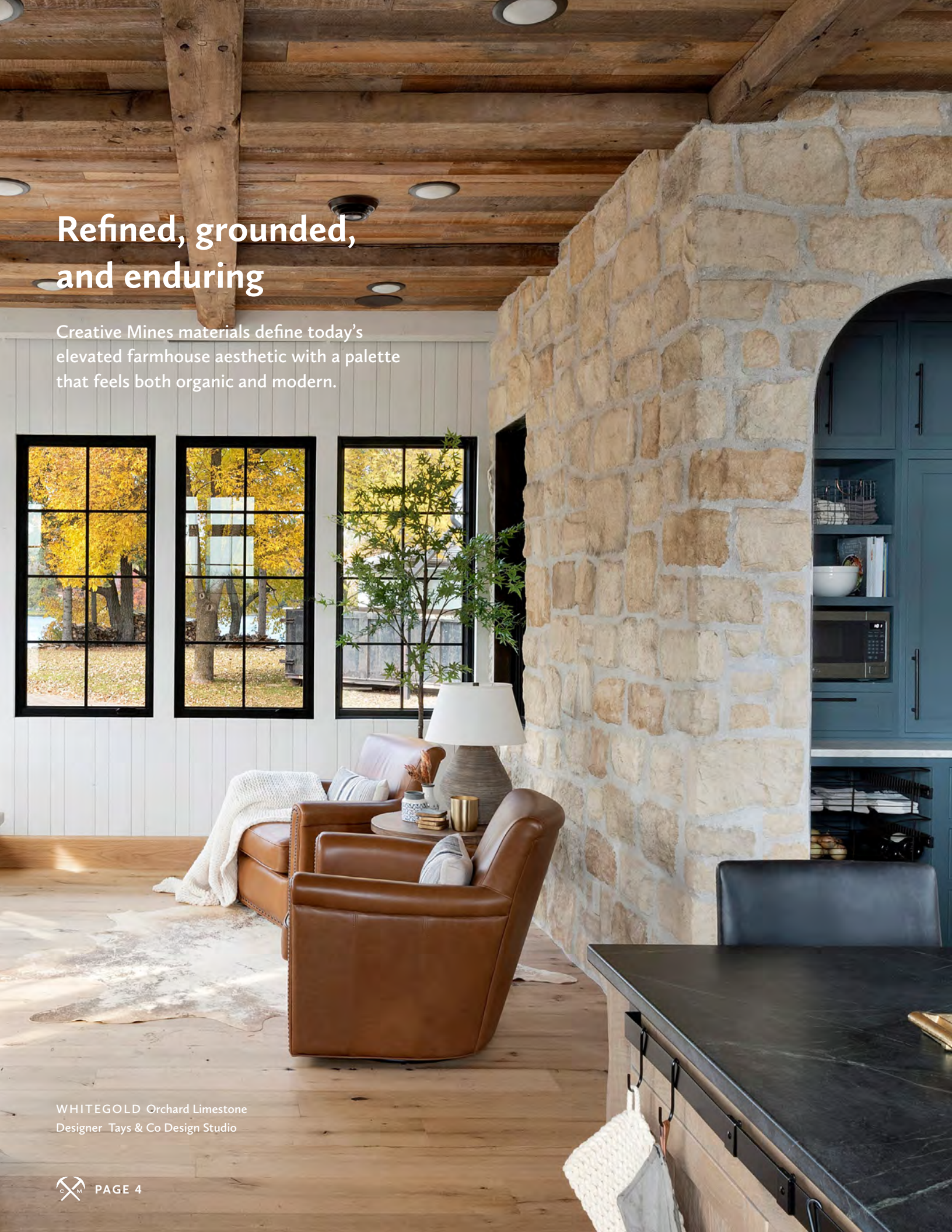
Modern Farmhouse design has evolved beyond the traditional rustic aesthetic into something more refined, sophisticated, and enduring. Today's Modern Farmhouse is rooted in organic textures, natural materials, and a palette that is both warm and contemporary. This lookbook explores how Creative Mines' stone and brick collections define the essence of this new era—elevated, timeless, and undeniably beautiful.



MIXOLOGY Coyote Farmhouse Ledge & Coyote Foothill Rubble
Designer: Tays & Co. Design Studio

Refined, grounded, and enduring

Creative Mines materials define today's elevated farmhouse aesthetic with a palette that feels both organic and modern.




WHITEGOLD Orchard Limestone
Designer: Tays & Co Design Studio

ORCHARD LIMESTONE

Old-world texture meets modern refinement with Creative Mines Orchard Limestone. The timeless ashlar shape, natural textures and artisan colors complement today's most sophisticated material palettes—layering warmth, authenticity, and understated luxury into farmhouse-inspired spaces.

Flats: 4"-13" High, 6.625" - 22.875" Long, 1.625" Avg. thickness
Corners: 4.375"-10" High, Long Return: 7.25"-13.125", Short Return: 2.875"- 6.125"



WHITEGOLD



WILDFLOWER



ALPACA



TIMBERWOLF



WILDFLOWER Orchard Limestone
Designer: Tays & Co Design Studio



GREYPEARL Foothill Rubble
Designer: JRP Design & Remodel

FOOTHILL RUBBLE

Foothill Rubble brings an organic, timeworn character to modern farmhouse design with its rustic and irregular profile. A thoughtful blend of varying shapes, scale, and surface textures creates a look that feels both natural and refined. Whether evoking a fresh, modern sensibility or a more grounded, heritage-inspired feel, Foothill Rubble seamlessly adapts to any farmhouse vision.

Flats: 1.875"-13.25" High, 4.25"-16.25" Long, 1.5" Avg. thickness
Corners: 2.5"-15" High, Long Return: 5.25"-12.5", Short Return: 3.5"-6.5"




FOGBANK



WILDFLOWER



SHADOWPLAY



GREYPEARL





LOFT Paintgrade Brick

PAINTGRADE BRICK

Painted white brick is a modern farmhouse staple, offering the perfect balance of texture and warmth. Whether used for kitchen backsplashes, accent walls, fireplaces, or outdoor living spaces, its soft, matte finish creates a timeless backdrop that feels both fresh and timeless. Creative Mines' Loft Paintgrade Brick is designed for ultimate design flexibility, allowing you to customize the perfect shade to complement your space—whether it's a crisp, bright white or a bolder selection.

Flats: 2.25"-2.375" High, 8.25"-8.75" Long, 0.625" Avg. thickness
Corners: 2.125"-2.5" High, Long Return: 8"-8.5", Short Return: 4" - 4.125"



LOFT Paintgrade Brick





MIXOLOGY: Craft Your Signature Style

Our stone collections invite you to embrace the art of mixology—design edition. Blend colors, shapes, and patterns to create a look as unique as your vision. Whether you're pairing warm, earthy tones or playing with contrasting textures, the possibilities are endless.



COYOTE Foothill Rubble & COYOTE Farmhouse Ledge
Designer: Tays & Co Design Studio

MIX IT, MATCH IT, MAKE IT YOURS



COYOTE Farmhouse Ledge



COYOTE Foothill Rubble

CREATE YOUR OWN CUSTOM STONE





Old-World Texture Meets Modern Refinement

Creative Mines' stone and brick complement today's most sophisticated material palettes—layering warmth, authenticity, and understated luxury into farmhouse-inspired spaces.

Whether you're planning a small update or a complete transformation, Creative Mines has the products and expertise to make it happen.

[Explore Our Products](#)

[Order Samples](#)

[Start Your Project](#)



CREATIVE MINES[®]

MAKERS of *STONE* and *MASONRY VENEER*